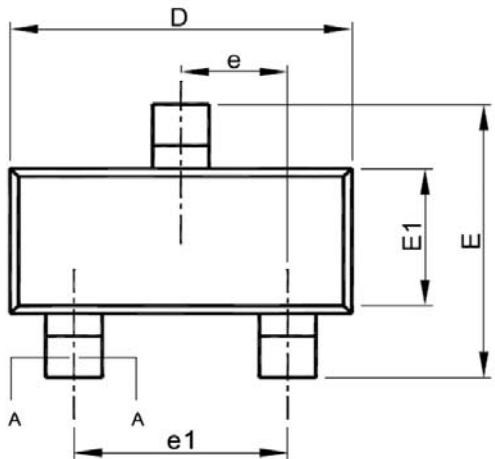
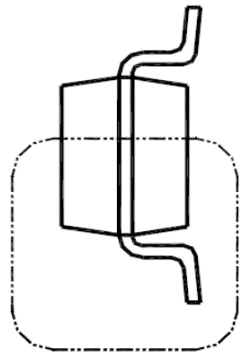


Revision History			
REV	Description	Date	APP'D
A	3LD SOT 23 (Option 2)	Aug/28/2017	ECN 1735-09 08/30/2017 jh

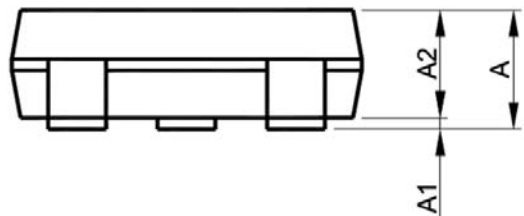


**TOP VIEW**



**SEE VIEW B**

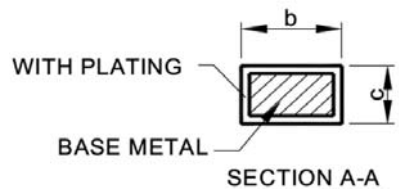
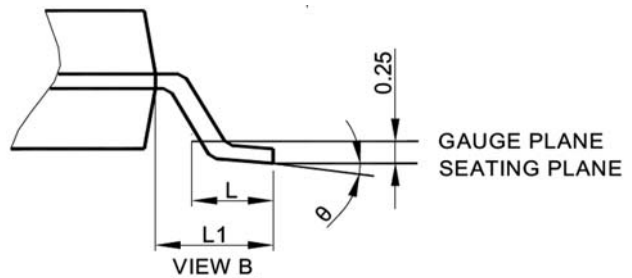
**BOTTOM VIEW**



**SIDE VIEW**

SYMBOL	SOT-23	
	MILLIMETERS	
	MIN.	MAX.
A	0.95	1.45
A1	0.00	0.15
A2	0.90	1.30
b	0.30	0.50
c	0.08	0.22
D	2.80	3.00
E	2.60	3.00
E1	1.50	1.70
e	0.95 BSC	
e1	1.90 BSC	
L	0.30	0.60
L1	0.60 REF	
θ	0°	8°

**TERMINAL DETAILS**



1. Refer to Jedec MO-178
2. Dimension "D" does not include mold flash, protrusions or gate burrs. Mold flash, protrusion or gate burrs shall not exceed 10mils per side.
3. Dimension "E1" does not include inter-lead flash or protrusions.
4. All dimensions are millimeters.

		Maxlinear Corporation	
		3LD SOT 23 (Option 2) PACKAGE OUTLINE	
Packaging Approval:		Drawing No. : POD - 00000128	
By: YG Eom	Date: Aug.28.2017	Revision: A	Sheet: 1 OF 1