


Powering the Zynq®-7000 All Programmable SoC



Xcell Daily Blog

Reference Design Powers Zynq SoC in 1.875 Square Inches

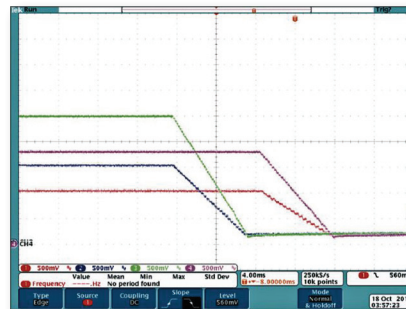
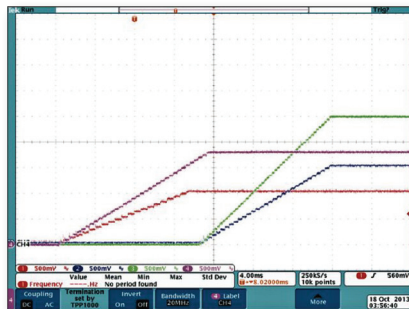
by Steve Leibson
Director of Strategic Marketing and Business Planning at Xilinx



Exar has a slick little quad high-current, programmable, switching power controller IC called the [XRP7714](#) and some recent Googling for “Zynq” uncovered an Exar reference power-supply design that uses the XRP7714 to power a Xilinx Zynq All Programmable SoC. The reference design has a board footprint of 1.875 square inches (1.50 x 1.25 inches) and it looks like (above) on the FET side.

Application note ANP-41 “Powering the Zynq-7000 All Programmable SoC with XRP7714” describes the reference design which uses the XRP7714 to supply 0.75V, 1.0V @ 5A, 1.5V @ 3A, 1.8V @ 1.5A and 2.5V @ 1.5A to the Zynq SoC. The XRP7714 generates these high current supplies through external switching power FETs. An Exar XRP2997 DDR-2/3 SDRAM bus termination regulator provides a 0.75V termination voltage for the SDRAM.

What makes this design somewhat unusual is the XRP7714 digital power controller’s programmability. That programmability—which resides in the power controller’s on-chip, non-volatile configuration memory—includes the ability to set supply voltages and to dial in independent power supply sequencing and supply-rail ramp-up and ramp-down slew rates to meet the requirements of the attached circuitry. In this case, that’s the Zynq SoC. On the left below is a graphical illustration of the power-on supply voltage ramps for the Zynq SoC reference design. And on the right is the ramp-down profile for the Zynq SoC.



In addition, the XRP7714 has an I²C interface port so the host Zynq SoC can talk to the power supply, if needed, through a couple of spare I/O pins.

<https://forums.xilinx.com/t5/Xcell-Daily-Blog/Reference-design-powers-Zynq-SoC-in-1-875-square-inches/ba-p/409547>

The content and information contained in this document is furnished for informational or general marketing purposes only, is subject to change without notice, and should not be construed as a commitment by MaxLinear, Inc. MaxLinear, Inc. assumes no responsibility or liability for any errors, inaccuracies, or incompleteness that may appear in the informational content contained in this guide.

Reproduction, in part or whole, without the prior written consent of MaxLinear, Inc. is prohibited. MaxLinear, the MaxLinear logo, and any MaxLinear trademarks; MxL, Full-Spectrum Capture, FSC, G.now, and AirPHY are all trademarks of MaxLinear, Inc. or one of MaxLinear’s subsidiaries in the U.S.A. and other countries. Other company trademarks and product names appearing herein are the property of their respective owners.

© 2019 MaxLinear, Inc. All rights reserved.

5966 La Place Court
Suite 100
Carlsbad, CA 92008

Tel: +1 (760) 692-0711
Fax: +1 (760) 444-8598
www.maxlinear.com